



BraunAbility®

Century Series™ Lift Guide

12-19-18



Century Series™ Features

The Century Series is an extremely versatile lift, designed to fit a variety of personal-use applications. The unique design allows the same lift to be used in the side or rear door of a full-size van, making it a great lift to keep in stock for faster service to your customers.

The Century Series features a 31" wide by 43" long platform.

The lift provides 42" of floor-to-ground reach and includes an "up/down" switch mounted on the switch arm, allowing the independent user to operate the lift.

In-door operators are available for Chevy/GMC and Ford side and rear swing doors. Side slide door operators are available for Chevy and Ford applications. 1992 and newer Ford vans with side slide doors need a slight modification to gain the additional width required.

As with all BraunAbility lifts, a number of options are available for your customers' convenience. Door operators offer the wheelchair user complete independence. Additional control stations allow the mobility package to be adapted to your customers' specific needs. And, for the ultimate in convenience, a remote control system will operate all lift and door functions.

- V.A. accepted
- Automatic fold and unfold
- Modular construction
- Durable powder-coated finish
- Integrated backup pump
- 8" automatic roll stop
- Designed for flat-floor and stepwell applications
- Designed for use with automatic door operators
- Can be used in vehicles without raised doors, maintaining "garageability."
- Color-coded rocker switches are easily operated by those with limited dexterity



Century Series™ Models

NCL955IB3143EK-2

NHTSA Compliant - Usable Platform: 31" x 43"

Explanations of abbreviations:

NCL955 IB 31 43 EK -2

IB = Inboard Barrier
31 = 31" Clear Platform Width
43 = 43" Clear Platform Length
EK = Extra Kickout
-2 = Non-Electronic

General Function: Electrohydraulic, power up/gravity down operation

Operation: Hydraulic pump with two lifting cylinders

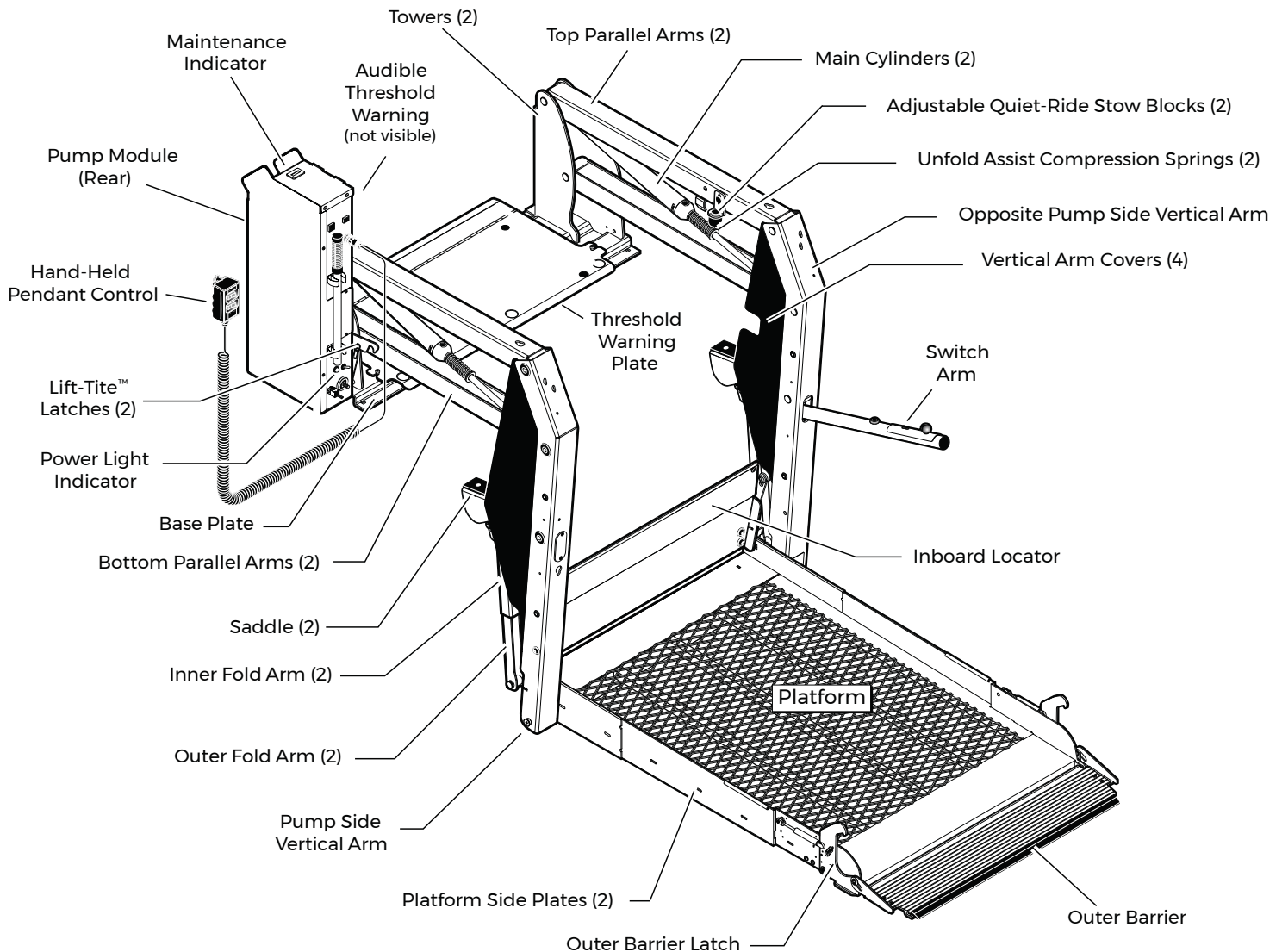
Control: Module mounted switches, handrail Up/Down switch, optional hand-held control box, and optional remote

Hydraulic: Pressure Max. 2,495 psi, Fluid is Unisvis HVI 26, oil reservoir is .33 gal

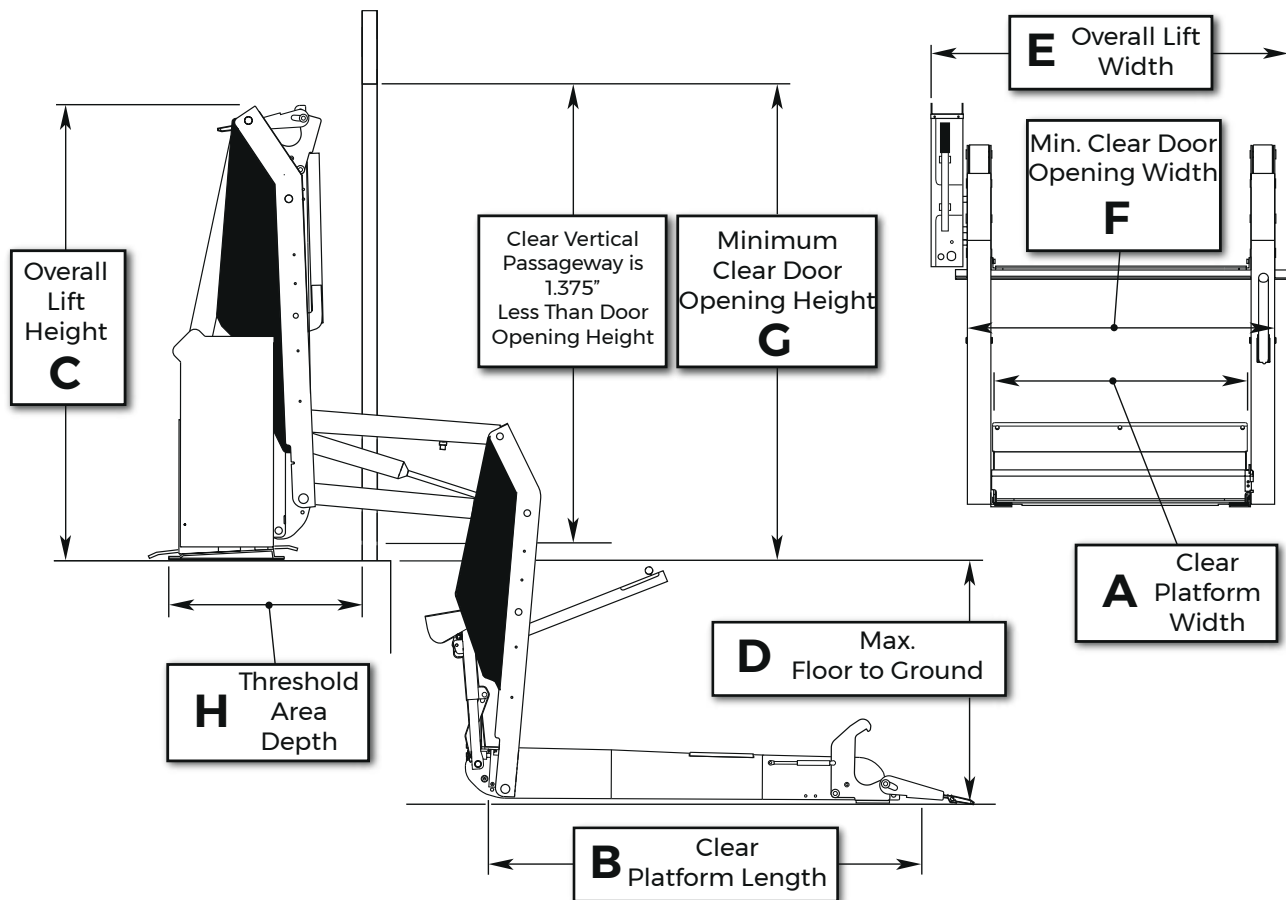
Construction: Steel structure with powder coat finish

Power Supply: 12V DC

Current Consumption: Max. 70A (12V)



Century Series™ Dimensions



All dimensions are for reference only.


Century Series™			A	B	C	D	E	F	G	H
Lift Model Number	Lift Weight lbs	Lifting Capacity lbs	Clear Platform Width	Clear Platform Length	Overall Lift Height	Max. Floor to Ground	Overall Lift Width	Min. Clear Door Opening Width	Min. Clear Door Opening Height	Threshold Area Depth
NCL955IB3143EK-2	328	750	31"	43"	47.5"	35"	46"	40"	47"	22"

NHTSA Installation Kits

	Side Door without Airbags	Side Door with Airbags	Std. Length Rear Door	Ext. Length Rear Door
Ford E-Series		30956K	30957K	30970K-42
Ford Transit Connect (2009-2013 only)			35819K	
Ford Transit	400775KS	400534KS	400774KS	400773KS
Ford Transit (Reusable Template)	400779KS	400801KS	400778KS	400778KS
GM	30958K		30959K	30981K
Sprinter (2007and up)	34474KS			
Sprinter (Reusable Template) (2007and up)	401364KS			
Ram Promaster	38673KS		38674KS	
Ram Promaster (Reusable Template)	305171KS		402454KS	

30955K (Standard Mounting Kit - Ships with all DPA lifts) - Van Mounting Kits contain floor reinforcements for 403/404 compliance.

Century Series™ Door Operator Kits



Swing Door Operators

GM

- 62409-000 Side Swing In-Door Operators for pre-1996
- 62403-000 Side Swing In-Door Operators for 1996 & Up
- 62405-000 Rear Swing In-Door Operators for 1996 & Up
- 32313A Side Slide Door Operator for 1997 & Up



Slide Door Operator

FORD

- 62400-000 Side Swing In-Door Operators for 1992 & Up (60/40)
- 62402-000 Rear Swing In-Door Operators for 1992 & Up
- 32312A Side Slide Door Operator for 1992 & Up

Century Series™ Accessories



- ◀ 33659KS Replacement Hand-Held Control



- ◀ 33911K Remote Control System
- 34352KS Replacement/Extra Transmitter

- 33912K Third Station Control

- 33913K Outside Control Station



- ◀ 402944KS Upper Tower Support Kit

Century Series™ Specifications

BraunAbility® NCL955-2 Century Series Wheelchair Lift Specifications “Provided to make your spec writing easier.”

The wheelchair lift is compliant with Federal Motor Vehicle Safety Standard 403 for platform lift systems for motor vehicles. The lift shall have been tested to a minimum static load of 2400#. The lift shall have 750# rated lifting capacity. The base plate shall be a corrugated designed member to provide rigidity to minimize lift deflection when placed under load.

The power supply shall be a 12 volt electro-hydraulic system operating two single-acting cylinders. The hydraulic power pack system shall be of modular design allowing for easy removal and field replacement, if needed. The operation of the unit shall provide a smooth, jerk-free ride in both up and down directions. The power operation of the hydraulic cylinders shall be of a pull-type design for smooth lifting operation and improved synchronous arm movement. The pivot pins in the trunnion (knuckle) of the pivot arms shall be of stationary design. The hydraulic system shall be regulated by two separate relief valves, one of which is designed to prevent accidental stowing when occupied.

The hand control for lift operation shall be of a one-hand operation design made of durable plastic. The hand control will provide user with illuminated functions. The hand control cable shall be coiled with quick-change connections for ease of maintenance or field change.

The switch panel for lift operation shall be conveniently located and utilize wide paddle-type rocker switches designed for ease of operation by persons with limited use of their hands. Switches shall be permanently stamped with the appropriate function legend and color-coded, yellow for door open/close, orange for fold/unfold and red for lower/raise at peripheral control stations. Color-coded symbols shall appear on the lift instruction decal that correspond to the color of the switches to be operated.

A manual back-up system shall be provided to ensure operation of the lift in case of electrical failure. The backup system shall provide a reliable means of manually raising and lowering the lift while occupied. The back-up system shall fold and unfold the platform. The back-up pump shall be integrated with the hydraulic power pack system such that no hydraulic lines or fittings are required.

The platform shall be of steel construction and the surface shall be of see-through grating allowing for improved visibility and safer use in inclement weather. The platform shall have a usable wheelchair passageway width of 31 inches and a usable length of 43 inches.

The platform shall be automatically folded and unfolded and fully automatic in operation. The platform shall allow both in-board and outboard facing of wheelchair and mobility aid users. The platform entrance ramp shall be extruded aluminum for weight savings, have a rubber leading edge and raised ribs for traction. The outer barrier must not raise if occupied with 25 lbs. The outer barrier shall be the sole outboard wheelchair retention device and shall be interlocked and comply with the FMVSS 403 requirements. A switch arm shall be provided with a lower/raise switch positioned for the wheelchair passenger to use while on the platform. The lift must have a fail safe system to prevent stowing if solenoid welds.

All lift components shall be finished with a baked-on powder coating, which will meet a salt spray test of 1000 hours, to provide corrosion resistance and a long service life. BraunAbility Century Series to include but not limited to the following model numbers:

• NCL955IB3143EK-2



braunability.com

800.THE.LIFT

ISO 9001:2015

631 West 11th Street, Winamac, IN 46996, USA